



Cabinet :  
Dark Wooden Light Wooden

LDCA090MD
(Dark Wooden)
LDCA090MW
(Light Wooden)



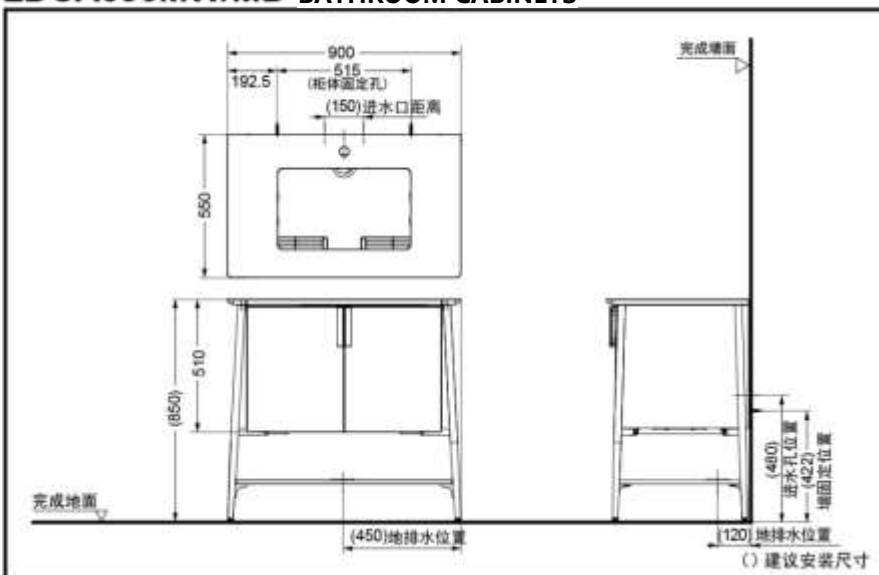
Hinge door plus drawer

Faucets and basins need to be purchased separately

FEATURES

- Quartz stone table with ceramic basin, durable.
- Both sides of the cabinet doors are equipped with storage boxes, which are convenient to store all kinds of small objects.
- Two layer storage structure to meet different needs.
- Open design in the lower layer, you can put your life items into your Living goods.
- Frame foot design with design sense.

LDCA090MW/MD BATHROOM CABINETS



SPECIFIECS

Size : 900*550*850mm

OTHERS

Need to purchase :
LW1536B
Recommend fittings :
Faucet TLS02301B