

使用说明书

使用产品前请仔细阅读本使用说明书，并保留备用。

TOTO

TOTO

OG269G
2017.02

目录

目 录

目录.....	1
明细单.....	2
使用条件.....	3
使用上的注意与保养.....	4
产品示意图.....	5
拆卸与检查.....	6
产品保修卡.....	7
合格证.....	8

TOTO Asia Oceania Pte. Ltd.

Telephone:65-6744-6955

FAX: 65-6841-0819

Address : 10 Eunos Road 8 #12-07 Singapore Post Centre
Singapore 408600

Website:asia.toto.com

TOTO KOREA LTD.

전화번호 : (02)-3141-8236

FAX 번호 : (02)-3141-8240

주소 : 서울시 마포구 상수동 351-16번지 로이코빌딩 3층

홈페이지 : <http://www.totokr.co.kr>

Product Warranty Card

User	
Sales shop or installation shop	
Date of buying	
Warranty period	From the date of buying, the effective warranty period is 1 years for hand shower

*If the contents in the above column are not complete, the product warranty card shall be deemed as invalid. Therefore, user should confirm the contents put in at the time of buying.

*The items covered in this product warranty card are only limited to repair to those free repair items as agreed in the product warranty card.

*During the warranty period, if any failure occurs to the product (water leakage, seepage), the user is requested to show the product warranty card and buying invoice to the sales shop or installation shop for making a repair requirement.

Free Repair Regulations

1. During the warranty period, if the user uses the products of the company correctly according to relevant instructions, adhesive labels, the company will provide free repair to any faulty product.
2. When any free repair is required due to damage within the warranty period, please bear this warranty and the buying invoice to entrust the installation shop or sales shop to handle it.
3. Within the warranty period, the repair in the following occasions is paid repair.
 - ① Any failure and damage due to any improper use or any improper repair and modification conducted privately.
 - ② Any failure and damage resulting from any carelessness or fault in installation construction.
 - ③ Any failure and damage attributed to such reasons as removal for relocation after installation, etc.
 - ④ Any failure and damage due to using this product in occasions beyond the specified scope of use (for example, home commodity is used for any business purpose).
 - ⑤ Any damage caused by sand grains or dirt, etc.
 - ⑥ Such adverse results as dirtiness, plating part rusting, etc. attributed to improper daily maintenance and care.
 - ⑦ Any failure and damage due to fire, earthquake, flood, lightning strike and other natural disasters, public nuisances, gas damage (liquefied gas), salt damage and abnormal voltage, use of any power supply (voltage, frequency) other than the specified ones, etc.
 - ⑧ The occasions not specified in this warranty.
 - ⑨ The occasion in which the user name, sales shop, installation shop or buying date is not filled in.
 - ⑩ No buying invoice can be presented.
4. This product warranty card is applicable to countries except China.
5. This product warranty card shall not be reissued when being lost. Customers are requested to keep it properly.

明细单

明细单

淋浴软管.....1根

手持花洒.....1个

淋浴支架.....1套
(含固定螺丝包)

施工说明书.....1本

使用说明书.....1本

使用此明细单的产品包括:

TBW01017* 单功能手持花洒 (浴室淋浴用)

TBW01018* 五功能手持花洒 (浴室淋浴用)

TBW03002* 五功能手持花洒 (浴室淋浴用)

使用条件

使用条件

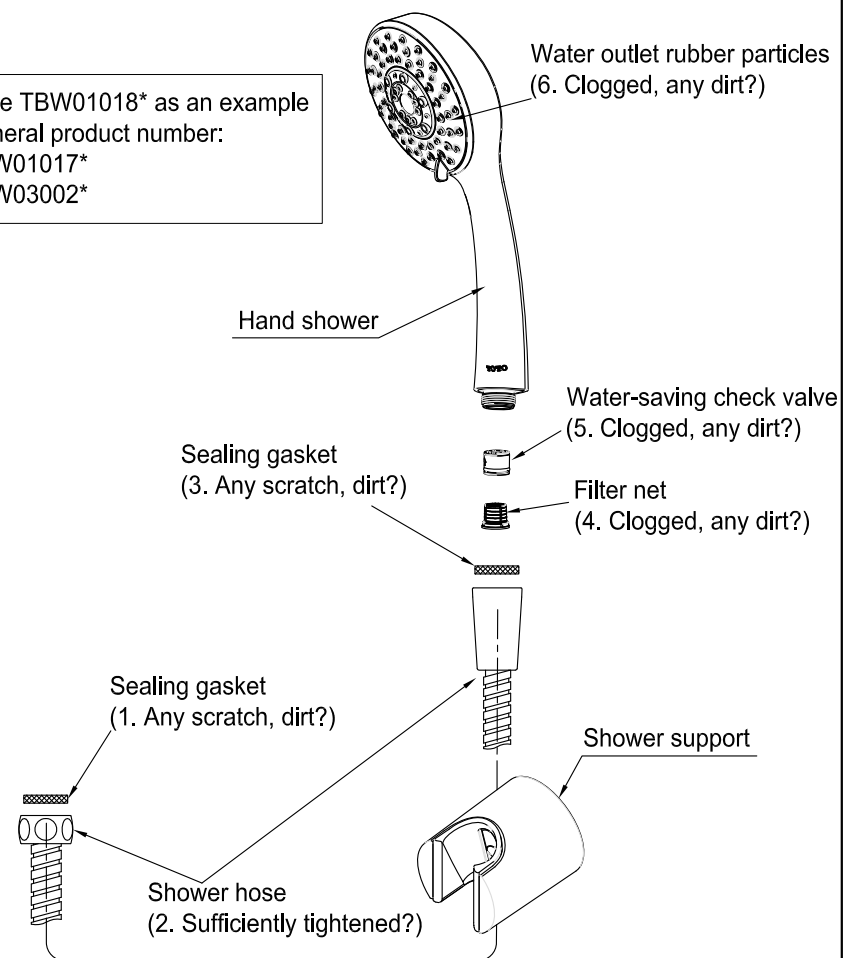
- 手持花洒需配合水龙头使用。
- 供冷水*供热水压力:
最低压力.....0.05MPa(流动压)
最高压力.....0.5MPa(流动压)
推荐使用压力.....0.1~0.5MPa(流动压)
检测压力.....0.5MPa(流动压)
- 供热水温度不得超过70℃, 建议使用温度60±5℃, 供热水请勿使用蒸汽。
- 使用环境温度0℃以上, 如果不高于0℃, 手持花洒会出现变形、冻裂等现象。
- 为防止花洒内部损坏, 花洒吐水时温度不得超过60℃, 建议使用温度45℃以下。
- 为了达到最好的安装与使用效果, 手持系列花洒推荐与「TOTO」水嘴一起配套使用。
- 安装时, 淋浴支架与水嘴本体中心距离最大为1150mm。
- 长时间不使用时, 可能导致花洒内部及外部锈蚀不能使用等现象。
- 如果您需要废弃本产品, 请勿将其作为一般生活垃圾处理, 请依照法规经由独立的回收体系进行合适的处理、恢复和回收。
- 本说明书的产品具有清洗功能。

Dismantle and Inspection

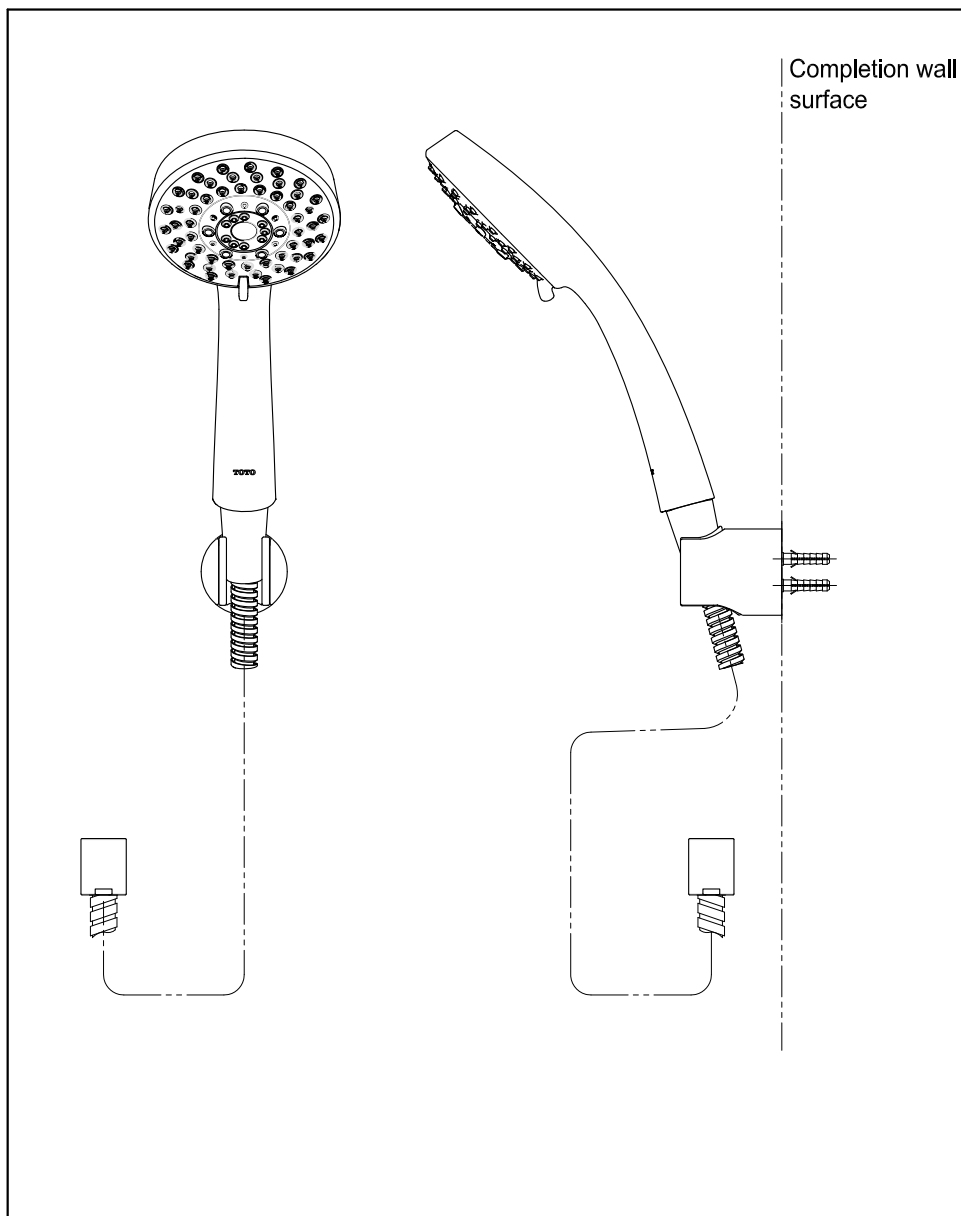
Phenomenon	Inspecting items
Water leakage	1、2、3
The water flow is small	1、3、4、5、6

In case of any failure after installation, please remove by following the main points below for removal.

Take TBW01018* as an example
General product number:
TBW01017*
TBW03002*



Product schematic diagram



使用上的注意与保养

使用上的注意

⚠警告 表示如果无视此标志而误操作时，有可能造成人员重伤或死亡。

⚠注意 表示如果无视此标志而误操作时，有可能造成人身伤害或财产损失。

⚠警告

1. 幼儿禁止使用或幼儿需要由成年人监护使用、老人和残障人士等特殊群体应在有行动能力人员陪同下使用。
2. 水嘴的供热水一侧处于高温状态，请勿使皮肤直接接触五金配件表面，否则可能会烫伤。
3. 请勿配反冷*热水配管，否则可能会烫伤。
4. 供热水请勿使用蒸汽，否则可能会烫伤。

⚠注意

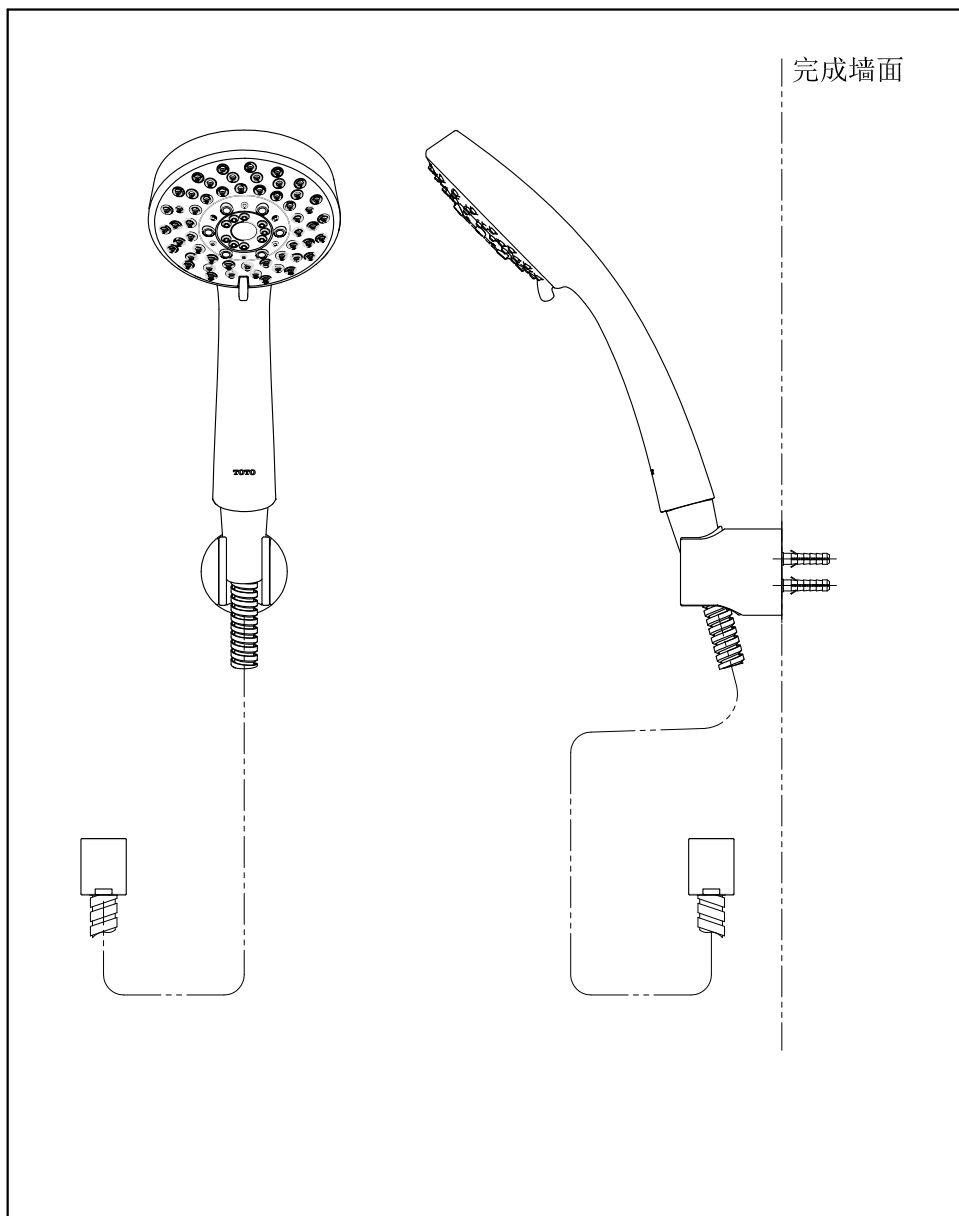
1. 请勿撞击本产品，否则可能会造成故障、漏水。
2. 经常用软布擦拭，间或用机油或车用蜡浸布擦拭，但粘着于树脂部件时，部件将失去光泽或产生锈蚀，请充分注意勿使粘着。
3. 不得使用去污粉、抛光粉等含粗颗粒的洗涤剂或尼龙刷帚。
4. 由于酸性洗涤剂能侵蚀镀层，故不得使用，如果用酸性洗涤剂洗过瓷砖，要立即对瓷砖及水嘴充分进行水洗。
5. 建议不要长时间不使用，否则可能会导致手持花洒内部及外部锈蚀不能使用等现象。
6. 随着产品式样的不断更新，实物可能与图示不符，但基本原理相同。

保养

为长期保持产品的美观，请用户按以下方法维护保养。

1. 经常用软布擦拭，间或用软布蘸水擦拭。
2. 当有污垢且较明显时，请用中性洗涤剂擦拭后充分进行水洗。
3. 不得使用洁厕粉、去污粉、机油、辛那水、强酸、强碱性洗涤剂或含颗粒物质的洗涤剂、尼龙刷子来清洁本产品。

产品示意图



Attentions in use and maintenance

Attentions in use

⚠Warning: it means that ignoring this mark and misoperation may cause serious personal injury and death.

⚠Attention: it means that ignoring this mark and misoperation may cause personal injury or property loss.

⚠Warning

- 1.Children are not allowed to use or can use only under the custody of adult. Such special groups as the aged and disabled should be accompanied by those with behavioral competence when using it.
- 2.The hot water supply side of the faucets is in a condition of high temperature. Do not allow skin to contact with the hardware surface directly. Otherwise, scalding may occur.
- 3.Do not reverse the cold*hot water pipes. Otherwise scalding may occur.
- 4.Do not use steam to supply hot water. Otherwise, scalding may occur.

⚠Attentions

- 1.Do not impact the product. Otherwise, failure, water leakage may occur.
- 2.Use a piece of soft cloth to wipe frequently or use from time to time a piece of cloth immersed in machine oil or vehicle wax to wipe. However, do not contact with resin components. Otherwise, they may lose the gloss and become rusty. Please pay attention to this point sufficiently.
- 3.It is not allowed to use such detergents as abstergent, polishing powder, etc. containing thick particles and nylon scrubber.
- 4.As acidic detergents can corrode the plating coat, the use of it is not allowed. If any acidic detergent has been used to wash ceramic tiles, wash immediately the ceramic tiles and water nozzle with water sufficiently.
- 5.It is suggested not to leave it unused for a long time. Otherwise, this may lead to internal and external rust to handheld shower to such a degree that it cannot be used any more, etc.
- 6.With the product design being updated constantly, the physical object may not coincide with the figure. However, the basic principle is the same.

Maintenance

To maintain a beautiful appearance of the product, the user is requested to conduct maintenance and care in the following method.

- 1.Wipe with a piece of soft cloth frequently and use a piece of soft cloth dipped in water to wipe from time to time.
- 2.When dirt exists obviously, please use water to wash sufficiently after wiping with a neutral detergent.
- 3.Do not use toilet cleaning powder, abstergent, machine oil, xina water, strong acidic and alkaline detergent or such detergent as containing particle matters, nylon brush to clean this product.

Use condition

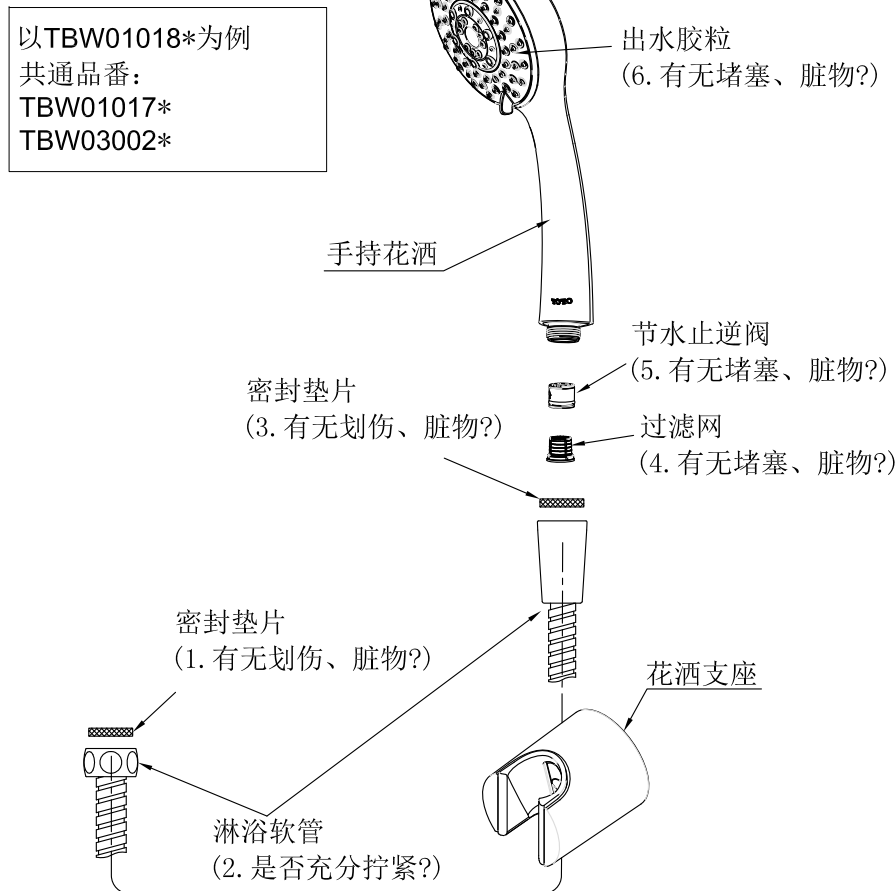
Use condition

- The handheld shower should be used with water tap.
- Cold water supply*hot water supply pressure
 Minimum pressure.....0.05MPa (flow pressure)
 Maximum pressure.....0.5MPa (flow pressure)
 Recommended service pressure.....0.1~0.5MPa (flow pressure)
 Test pressure.....0.5MPa (flow pressure)
- The temperature for hot water supply is not beyond 70°C. It is suggested to use the temperature of 60±5°C. Do not use steam to supply hot water.
- The ambient temperature for use is above 0°C. If the ambient temperature is not higher than 0°C, the handheld shower may deform and crack from freezing.
- To prevent internal shower damage, the shower water outlet temperature shall not exceed 60°C. It is suggested to use a temperature below 45°C.
- To attain the best effect of installation and use, it is recommended that the handheld shower series should be used with the water tap from TOTO.
- In installation, the maximum distance between the shower holder and the center of the water tap body is 1,150mm.
- If it is left unused for a long time, the internal and external parts of the shower may get rusty to such a degree that it can't be used any more.
- If you want to scrap this product, do not treat it as you do for general household garbage. Please follow relevant statutes to have it treated, recovered and collected appropriately by an independent recovery system.
- The product in these instructions has a cleaning function.

拆卸与检查

现象	检查项目
漏水	1、2、3
水流量小	1、3、4、5、6

安装后万一出现故障，请按以下要领拆卸。



产品保修卡

用 户	
销售安装店	
购 买 日	
保 修 期	自购买日起手持花洒保修期为1年

*若上栏内容未记全，该保证书将视为无效。因此请用户购买时对记入内容进行确认。

*本产品保修卡中的保修项目仅限于保证书中所约束的免费维修项目进行维修。

*在保修期间，若产品发生故障（漏水、渗漏），请用户向销售店或安装店出示本保证书及购买发票、提出修理要求。

免费维修规定

1. 保修期间，在用户正确按安装说明书、不干贴等指示，使用本公司产品的情况下，本公司将对有故障产品进行免费维修。
2. 在保修期内发生损坏需要得到免费维修时，请持本保证书和购买发票委托安装店或销售店办理。
3. 在保修期内，下面所列场合的维修为有偿维修。
 - ① 使用不当或私自进行的不当修理及改造所造成的故障及损伤。
 - ② 安装施工时的不注意或过失造成的故障及损伤。
 - ③ 安装后又拆移等原因造成的故障及损伤。
 - ④ 超出使用范围以外的场合下使用本产品所造成的故障及损伤（如家庭用商品作为业务上商品使用）。
 - ⑤ 沙粒或污物等造成的损伤。
 - ⑥ 由于日常的维护保养不当造成的肮脏、电镀部分生锈等不良。
 - ⑦ 由于火灾、地震、水灾、雷击及其他天灾、公害、气害（液化气）、盐害及异常电压、使用指定外的电源（电压、频率）等原因造成的故障及损伤。
 - ⑧ 本保证书没有指定的场合。
 - ⑨ 本保证书中用户姓名、销售店、安装店、购买日期未填写的场合。
 - ⑩ 不能出示购买发票的场合。
4. 本保证书仅适用于中国国内。
5. 本保证书丢失不补，请顾客妥善保管。

Detailed list

Detailed list

Shower hose.....1 piece

Handheld shower.....1 piece

Shower holder.....1 set
(containing fixing screw package)

Instructions for construction.....1 copy

Instructions for operation.....1 copy

The products using the detailed list include:

TBW01017* "L Shower" 1mode Hand Shower Set (Standard Type)

TBW01018* "L Shower" 5mode Hand Shower Set (Standard Type)

TBW03002* "L Shower" 5mode Hand Shower Set (Classic Type)

Contents

Contents	
Contents.....	1
Detailed list.....	2
Use condition.....	3
Attentions in use and Maintenance.....	4
Product schematic diagram.....	5
Dismantle and inspection.....	6
Product warranty card.....	7

合格证

本产品经检查判定合格

执行标准：GB/T 23447-2009

产品型号：见包装箱上的标签

产品名称：见包装箱上的标签

生产日期：见包装箱上的标签

组装工厂：东陶机器(广州)有限公司

电 话：(020) 34764020

厂 址：广州市番禺区南村镇兴南大道715号

东陶(中国)有限公司

全国售后服务电话：800-820-9787(固定电话)

400-820-9787(手机用户)

销售商：东陶(中国)有限公司

地 址：北京市朝阳区光华路1号 北京嘉里中心北楼1915室

网 址：www.toto.com.cn

Instructions for operation

Before using product, read these Instructions for operation carefully and retain it for future reference.

TOTO

TOTO

OG269G
2017.02